

Protection Monitoring Survey UNHCR Mexico 2023

Northern Region

July-October

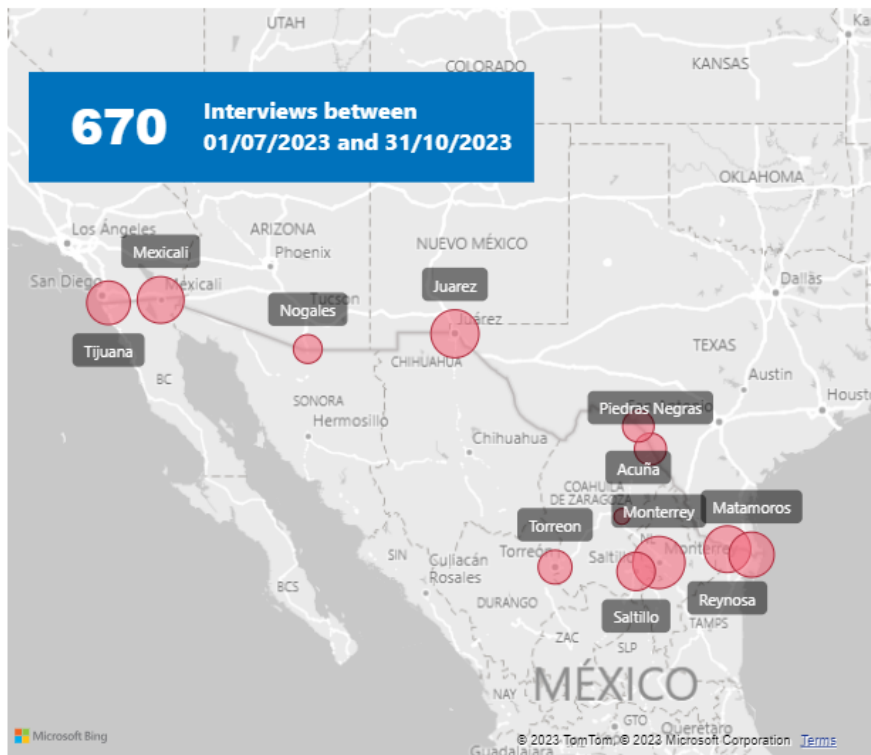
NORTHERN LOCATIONS

All nationalities but Mexican

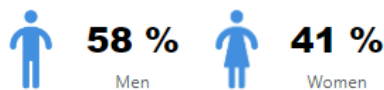
Protection Monitoring Survey Mexico

Northern Region July – October

N.B. This slide **does not** contain information from Mexican population interviewed

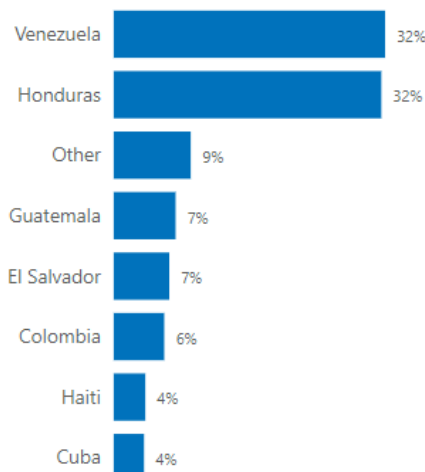


Sex of interviewed individuals



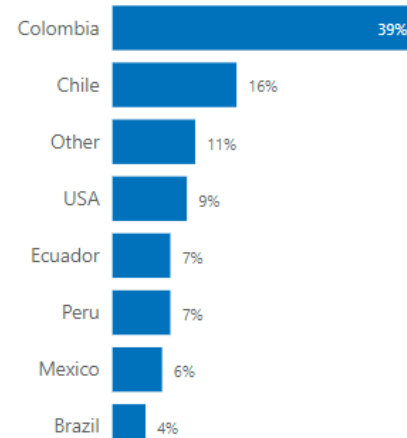
Average age of interviewed individuals **34 years**

Nationality



Country of residence in the last year

(Only onward movements)



15 % come from onward movements

Source: Protection Monitoring Survey, UNHCR Mexico
Data Updated to 31/10/2023

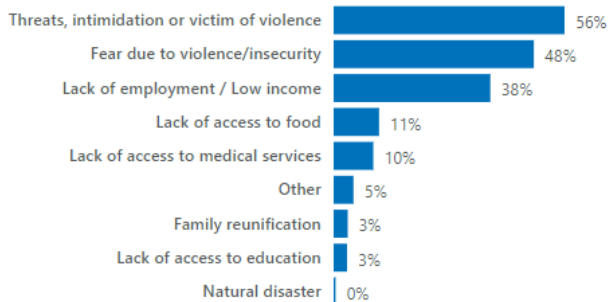
Protection Monitoring Survey Mexico

Northern Region July – October

N.B. This slide **does not** contain information from Mexican population interviewed

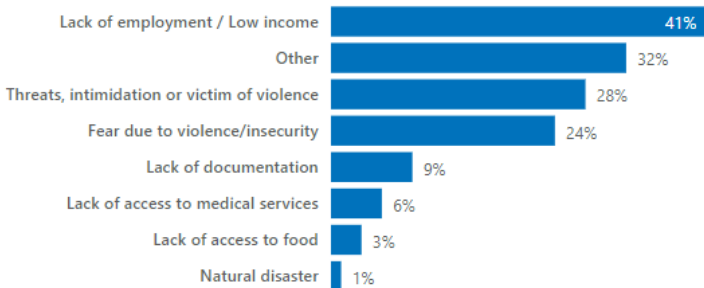
Reasons for leaving country of origin

(More than one option could be selected)

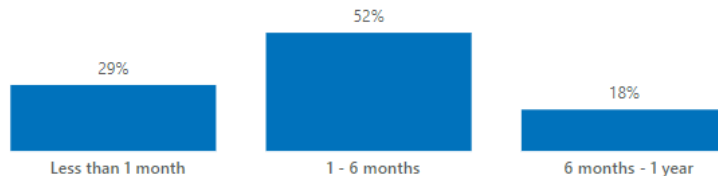


Reasons for leaving country of residence

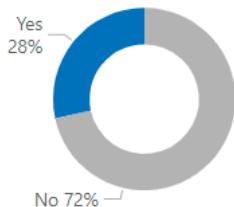
(More than one option could be selected / only people coming from onward movements)



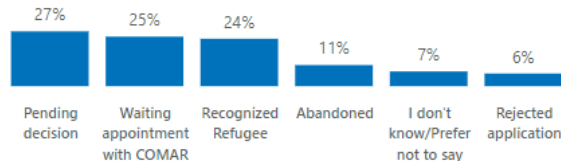
How long ago did you arrive to Mexico?



Have you applied for asylum in Mexico?



Application status

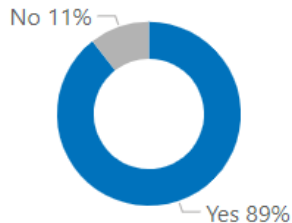


Protection Monitoring Survey Mexico

Northern Region July – October

N.B. This slide **does not** contain information from Mexican population interviewed

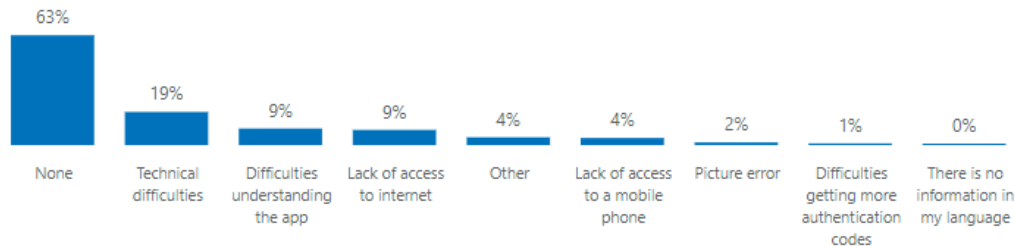
Have you filled out an application through CBP One Mobile App?



590 persons answered this question

Difficulties during enrollment | CBP One

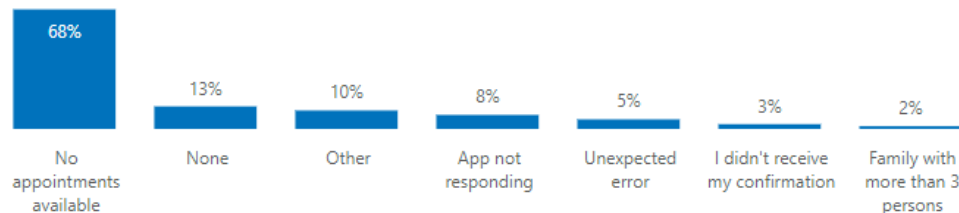
(More than one option could be selected)



528 persons answered this question

Difficulties getting an appointment | CBP One

(More than one option could be selected)



516 persons answered this question

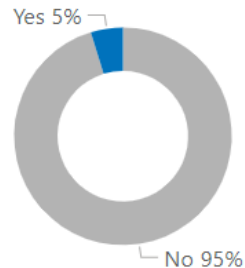
Out of the 62 persons who have not filled out an application, 66% are planning to use CBP One Mobile App in the near future

Protection Monitoring Survey Mexico

Northern Region July – October

N.B. This slide **does not** contain information from Mexican population interviewed

Have you applied for parole (CHNV)?



231 persons answered this question

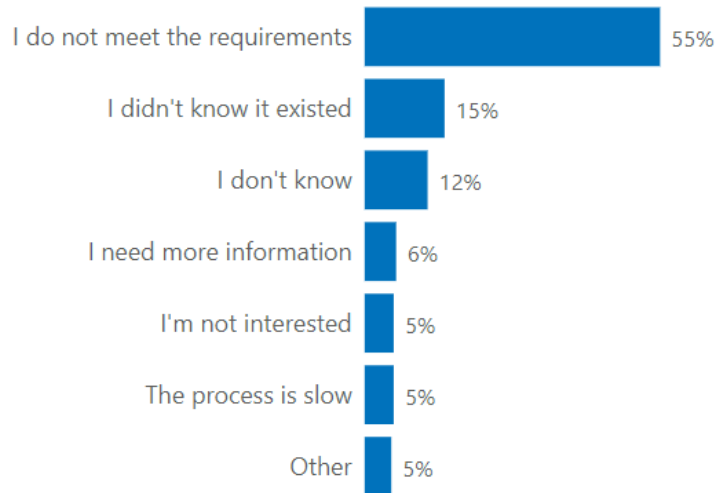
This question was only answered by Cubans, Haitians, Nicaraguans and Venezuelans

27% of people don't have a sponsor in the US

386 persons answered this question

Reasons for not applying for parole

(More than one option could be selected)



220 persons answered this question

This question was only answered by Cubans, Haitians, Nicaraguans and Venezuelans

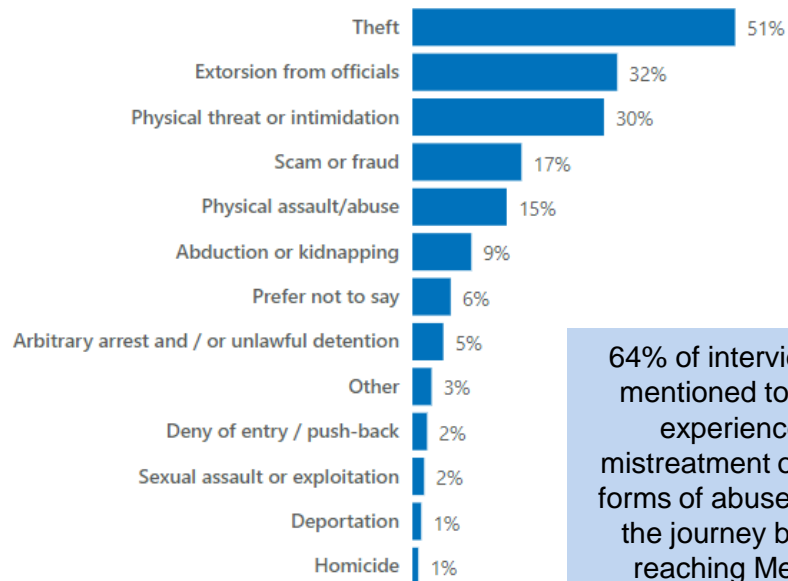
Protection Monitoring Survey Mexico

Northern Region July – October

N.B. This slide **does not** contain information from Mexican population interviewed

Incidents during transit

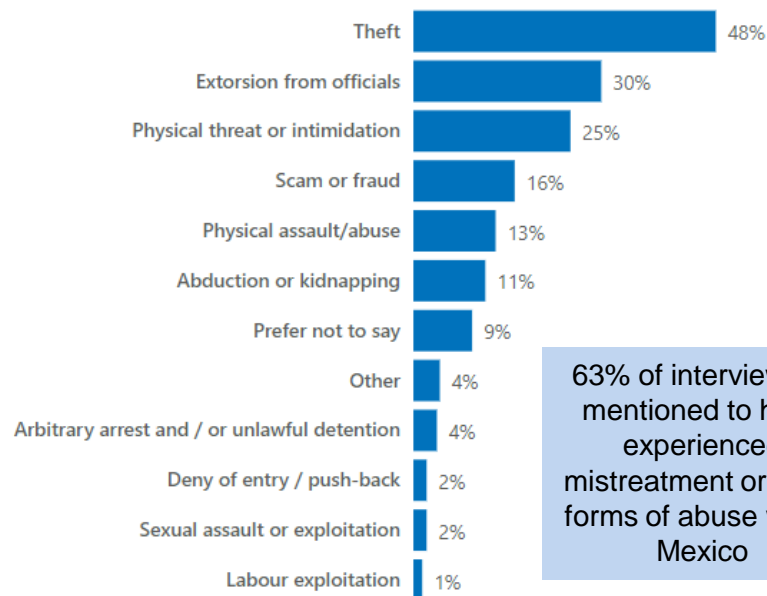
(More than one option could be selected)



64% of interviewees mentioned to have experienced mistreatment or other forms of abuse during the journey before reaching Mexico

Incidents within Mexico

(More than one option could be selected)



63% of interviewees mentioned to have experienced mistreatment or other forms of abuse within Mexico

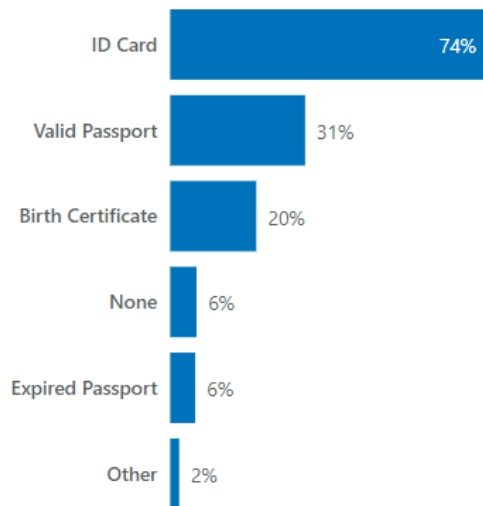
Protection Monitoring Survey Mexico

Northern Region July – October

N.B. This slide **does not** contain information from Mexican population interviewed

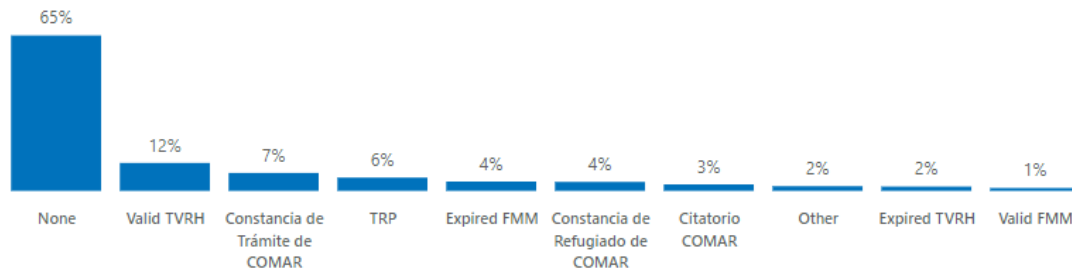
Personal documentation

(More than one option could be selected)



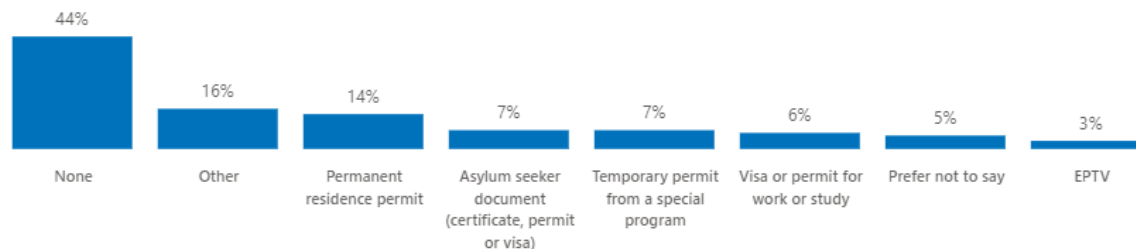
Documentation obtained in Mexico

(More than one option could be selected)



Documentation obtained in last Country of Residence

(More than one option could be selected)



95 persons coming from onward movements answered this question

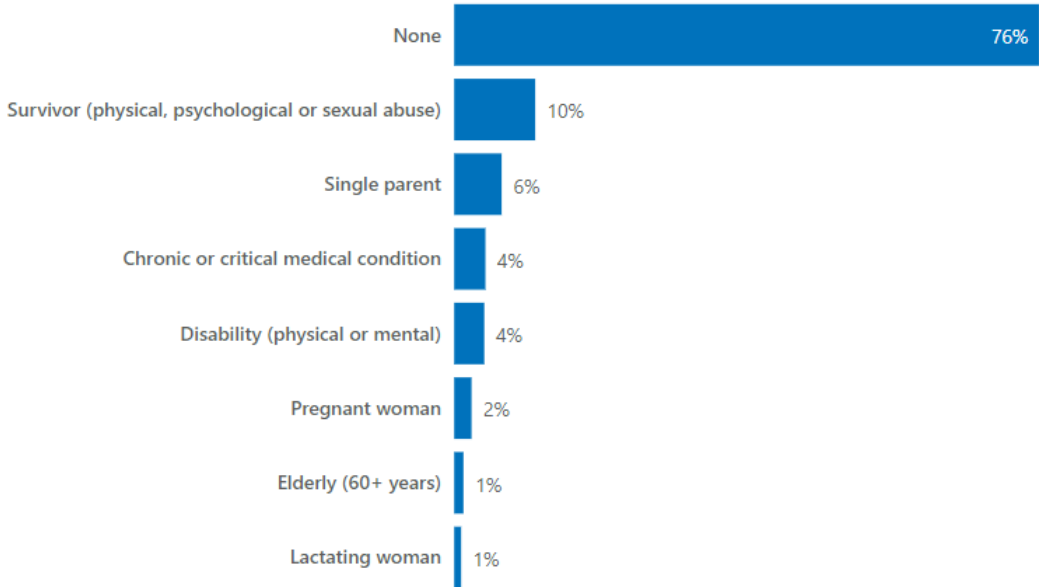
Protection Monitoring Survey Mexico

Northern Region July – October

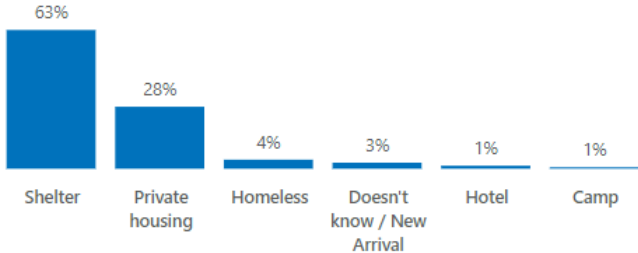
N.B. This slide **does not** contain information from Mexican population interviewed

Specific Needs

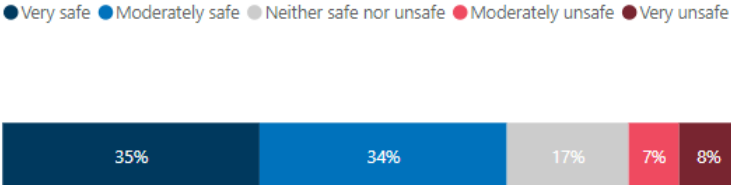
(More than one option could be selected)



Current Accommodation



Do you feel safe in your accommodation?



Source: Protection Monitoring Survey, UNHCR Mexico
Data Updated to 31/10/2023

NORTHERN LOCATIONS

Only Mexican nationals

Protection Monitoring Survey Mexico

Northern Region July – October

N.B. This slide **only** contains information from Mexican population interviewed

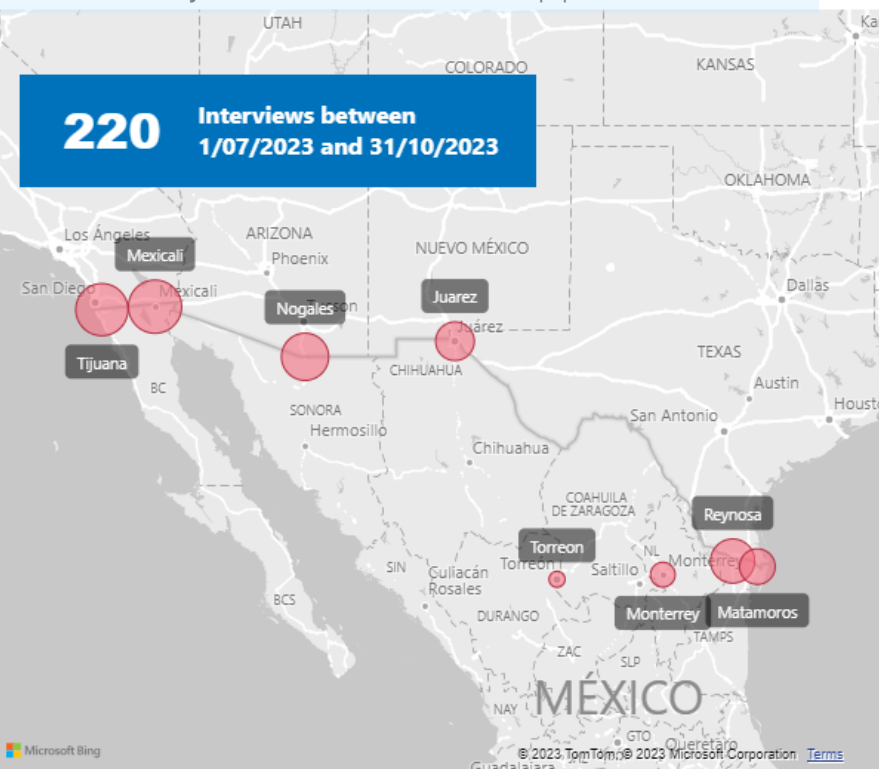
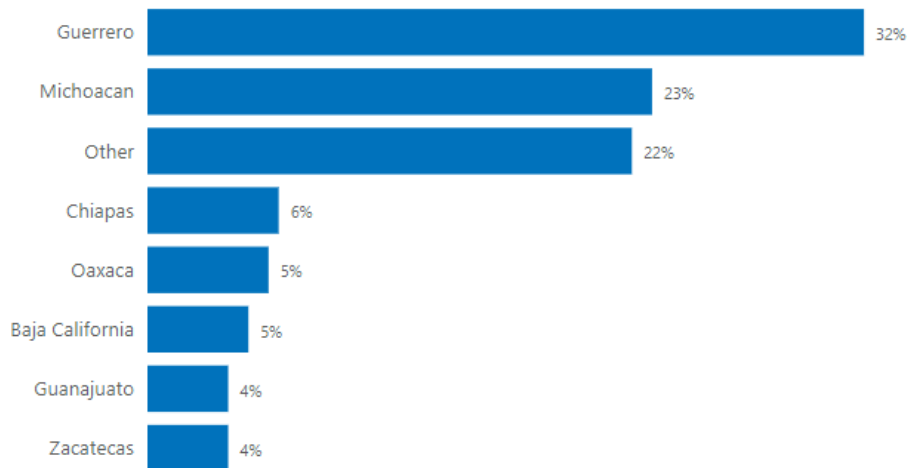
220 Interviews between
1/07/2023 and 31/10/2023

Sex of interviewed individuals



Average age of interviewed individuals **33 years**

State of origin



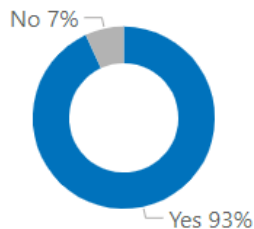
Source: Protection Monitoring Survey, UNHCR Mexico
Data Updated to 31/10/2023

Protection Monitoring Survey Mexico

Northern Region July – October

N.B. This slide **only** contains information from Mexican population interviewed

Have you filled out an application through CBP One Mobile App?

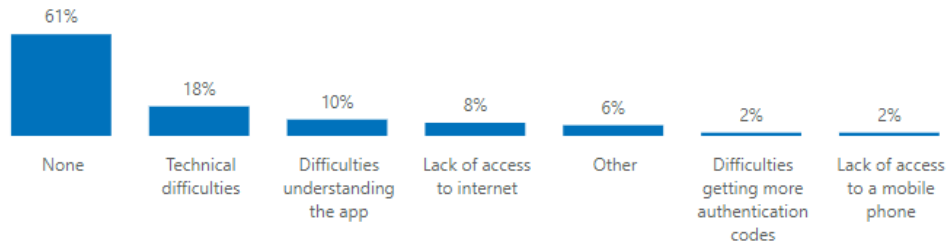


219 persons answered this question

Out of the 15 persons who have not filled out an application, 13 are planning to use CBP One Mobile App in the near future

Difficulties during enrollment | CBP One

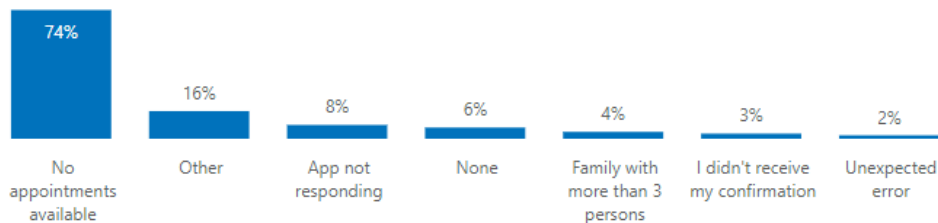
(More than one option could be selected)



204 persons answered this question

Difficulties getting an appointment | CBP One

(More than one option could be selected)



202 persons answered this question

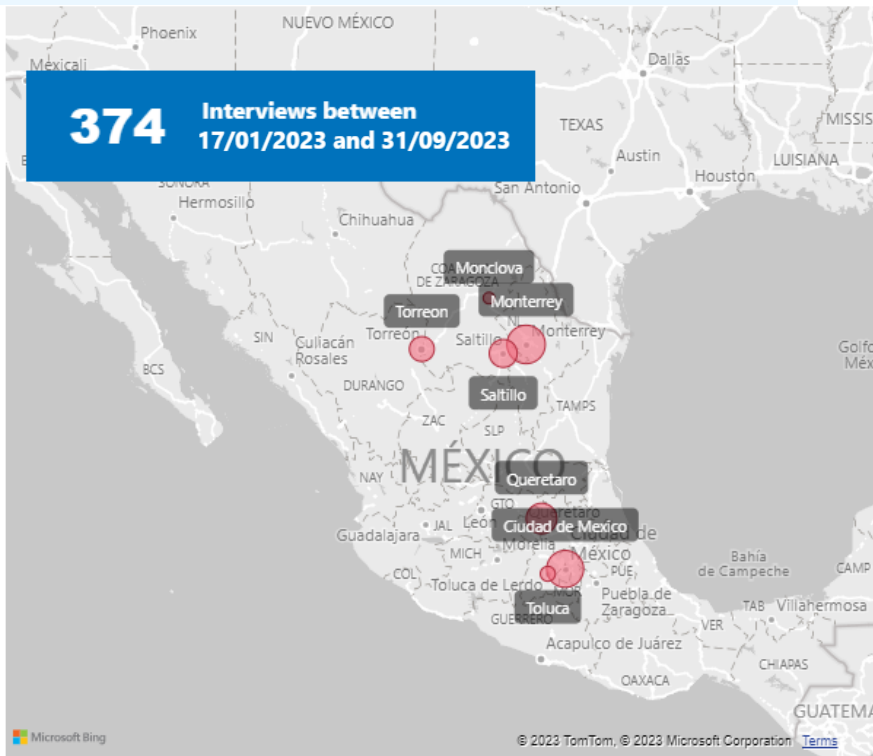
CENTRAL AND OTHER NON-BORDER LOCATIONS

All nationalities

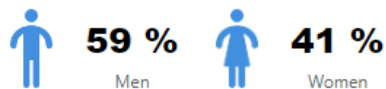
Protection Monitoring Survey Mexico

Central and other non-border locations July - October

N.B. This slide contains information from **all nationalities**

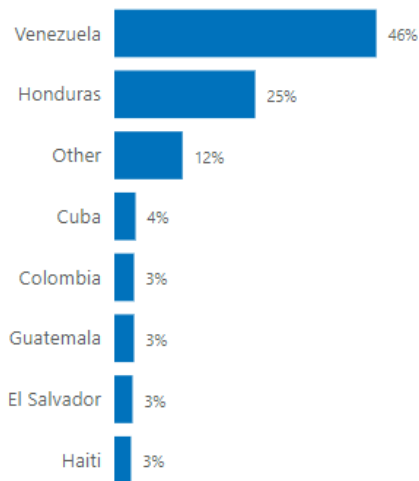


Sex of interviewed individuals



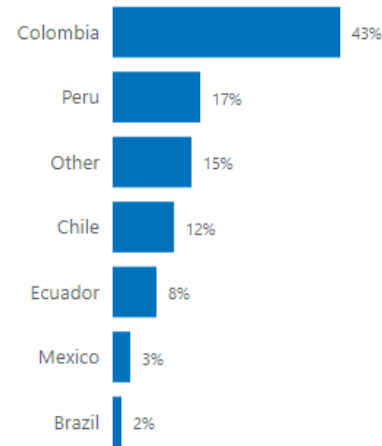
Average age of interviewed individuals **33 years**

Nationality



Country of residence in the last year

(Only onward movements)



16 % come from onward movements

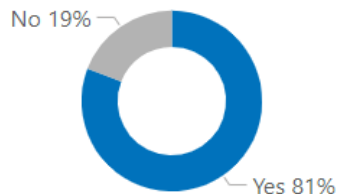
Source: Protection Monitoring Survey, UNHCR Mexico
Data Updated to 31/10/2023

Protection Monitoring Survey Mexico

Central and other non-border locations July - October

N.B. This slide contains information from all nationalities

Have you filled out an application through CBP One Mobile App?

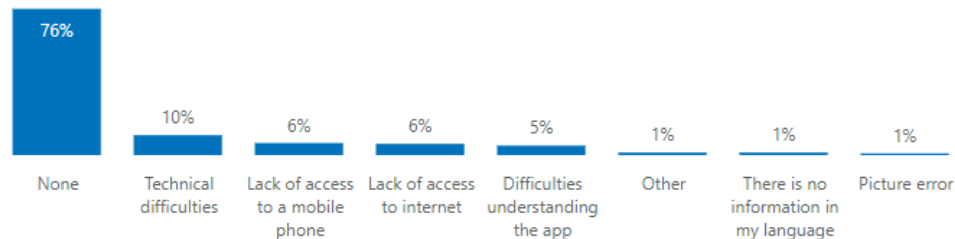


292 persons answered this question

Out of the 19% persons who have not filled out an application, 55% are planning to use CBP One Mobile App in the near future

Difficulties using CBP One Mobile App

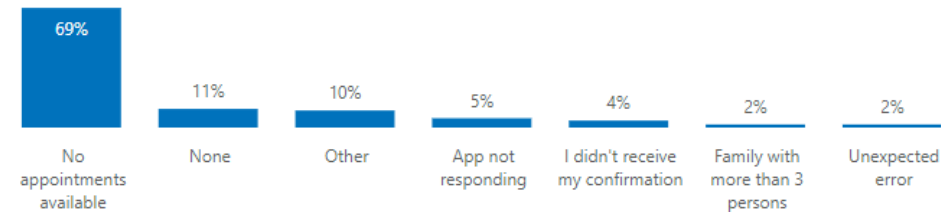
(More than one option could be selected)



236 persons answered this question

Difficulties getting an appointment

(More than one option could be selected)



223 persons answered this question

UNHCR Mexico thanks its partners for their valuable contribution to data collection efforts which enable UNHCR to produce these reports:



If you have any questions or require additional information, please contact us at

mexmeim@unhcr.org / ramirean@unhcr.org / villalom@unhcr.org